

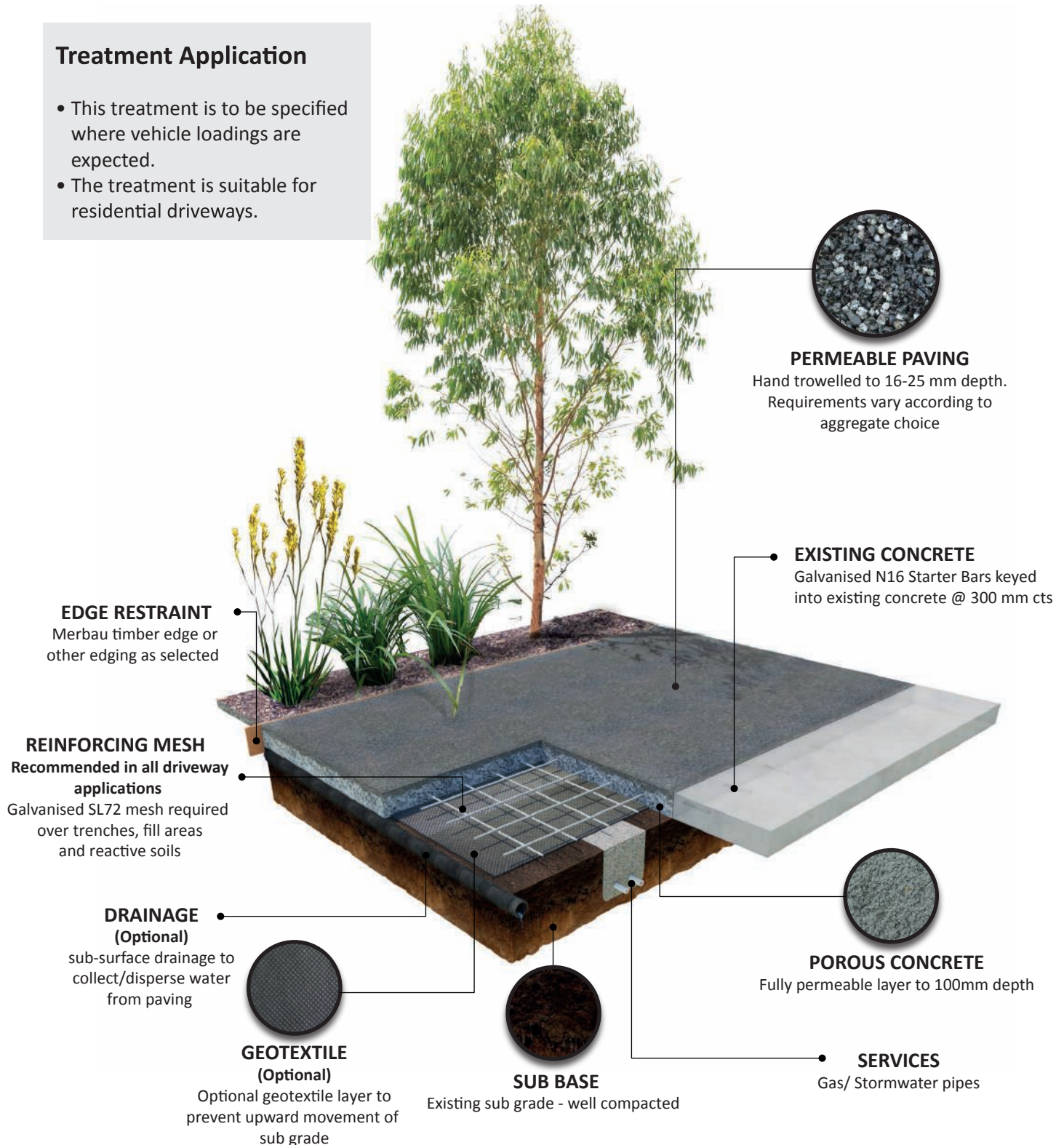
New Dawn Permeable Paving

www.newdawnpermeablepaving.com.au - (03) 9543 3013

DRIVEWAY TREATMENT SPECIFICATION

Treatment Application

- This treatment is to be specified where vehicle loadings are expected.
- The treatment is suitable for residential driveways.



Authorised Pebble Pave Installer

New Dawn Landscapes Pty Ltd trading as New Dawn Permeable Paving
ABN: 57 170 837 483
PO Box 5033, Clayton, VIC 3168
(03) 9543 3013 - - - info@newdawnpaving.com.au
www.newdawnpermeablepaving.com.au



REGISTERED
Building Practitioner

DB-L 44455 - Structural Landscaping


New Dawn Permeable Paving

www.newdawnpermeablepaving.com.au - (03) 9543 3013

INDUSTRIAL DRIVEWAY TREATMENT SPECIFICATION

Treatment Application

- This treatment is to be specified where heavy vehicle loadings are expected.
- For specific vehicle weight ratings, a civil engineer should be consulted



PERMEABLE PAVING

Hand trowelled to 16-25 mm depth.
Requirements vary according to
aggregate choice

POROUS CONCRETE

Fully permeable layer to 200mm depth
or to engineer's specifications

EXISTING CONCRETE

Galvanised N16 Starter Bars keyed
into existing concrete @ 300 mm cts
or to engineer's specifications

EDGE RESTRAINT

Merbau timber edge or
other edging as selected

REINFORCING MESH (Required)

Galvanised SL92 mesh or to
engineer's specifications

GEOTEXTILE (Optional)

Optional geotextile layer to
prevent upward movement of
sub grade

DRAINAGE (Optional)

sub-surface drainage to collect/disperse
water from paving

SUB BASE

Existing sub grade - well compacted



Authorised Pebble Pave Installer

New Dawn Landscapes Pty Ltd trading as New Dawn Permeable Paving
ABN: 57 170 837 483
PO Box 5033, Clayton, VIC 3168
(03) 9543 3013 - - - info@newdawnpaving.com.au
www.newdawnpermeablepaving.com.au



REGISTERED
Building Practitioner

DB-L 44455 - Structural Landscaping

New Dawn Permeable Paving


www.newdawnpermeablepaving.com.au - (03) 9543 3013

EXPOSED TREE ROOTS TREATMENT SPECIFICATION

Treatment Application

This treatment is suitable for paving adjacent to large trees within root zones/ tree protection zones including:

- Street tree paving
- Carparks and driveways
- Pedestrian paved areas



PERMEABLE PAVING

Hand trowelled to 16-25 mm depth. Specifications vary according to paving use

PERMEABLE CONCRETE

Fully permeable layer to required specification

EXISTING TREE

With roots above natural ground

FIBREGLASS GEOGRID

50mm Geogrid reinforcing over interface between permeable concrete & sand

TREE RING

Custom aluminium tree ring with pebble mulch infill

GRANITIC SAND

Granitic sand layer over roots above natural ground level within structural root zone

SUB BASE

Natural ground level

ROOT ABOVE NATURAL GROUND NOT IN STRUCTURAL ROOT ZONE

- Permeable paving
- Permeable concrete
- Geogrid reinforcing over root
- Granitic sand over root (50mm)
- Natural ground



PEBBLE PAVE

Authorised Pebble Pave Installer

New Dawn Landscapes Pty Ltd trading as New Dawn Permeable Paving
ABN: 57 170 837 483

PO Box 5033, Clayton, VIC 3168

(03) 9543 3013 - - - info@newdawnpaving.com.au

www.newdawnpermeablepaving.com.au



REGISTERED
Building Practitioner

DB-L 44455 - Structural Landscaping

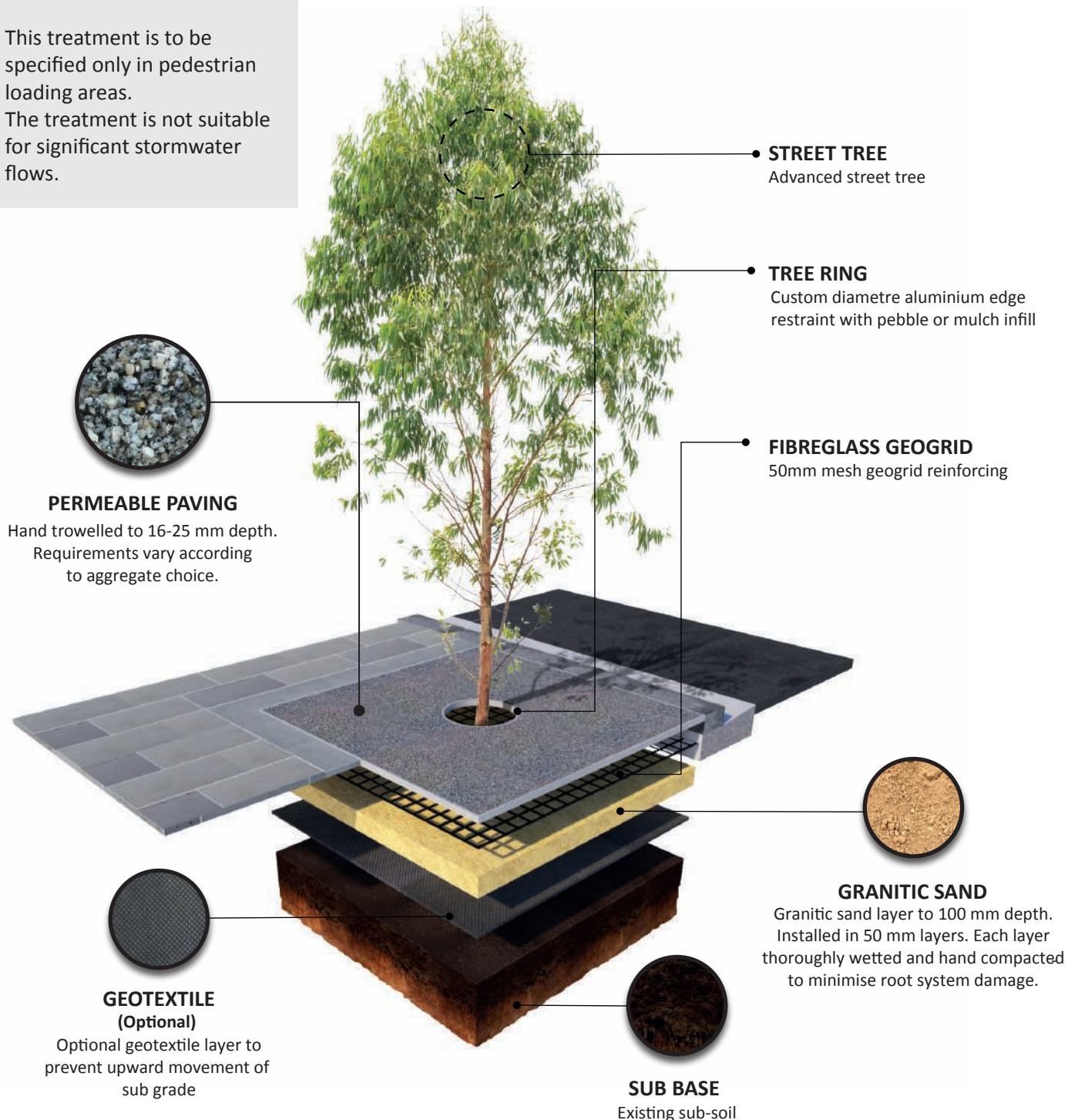
New Dawn Permeable Paving

www.newdawnpermeablepaving.com.au - (03) 9543 3013

STREETSCAPE TREATMENT SPECIFICATION

Treatment Application

- This treatment is to be specified only in pedestrian loading areas.
- The treatment is not suitable for significant stormwater flows.



Authorised Pebble Pave Installer

New Dawn Landscapes Pty Ltd trading as New Dawn Permeable Paving
ABN: 57 170 837 483
PO Box 5033, Clayton, VIC 3168
(03) 9543 3013 - - - info@newdawnpaving.com.au
www.newdawnpermeablepaving.com.au



REGISTERED
Building Practitioner

DB-L 44455 - Structural Landscaping

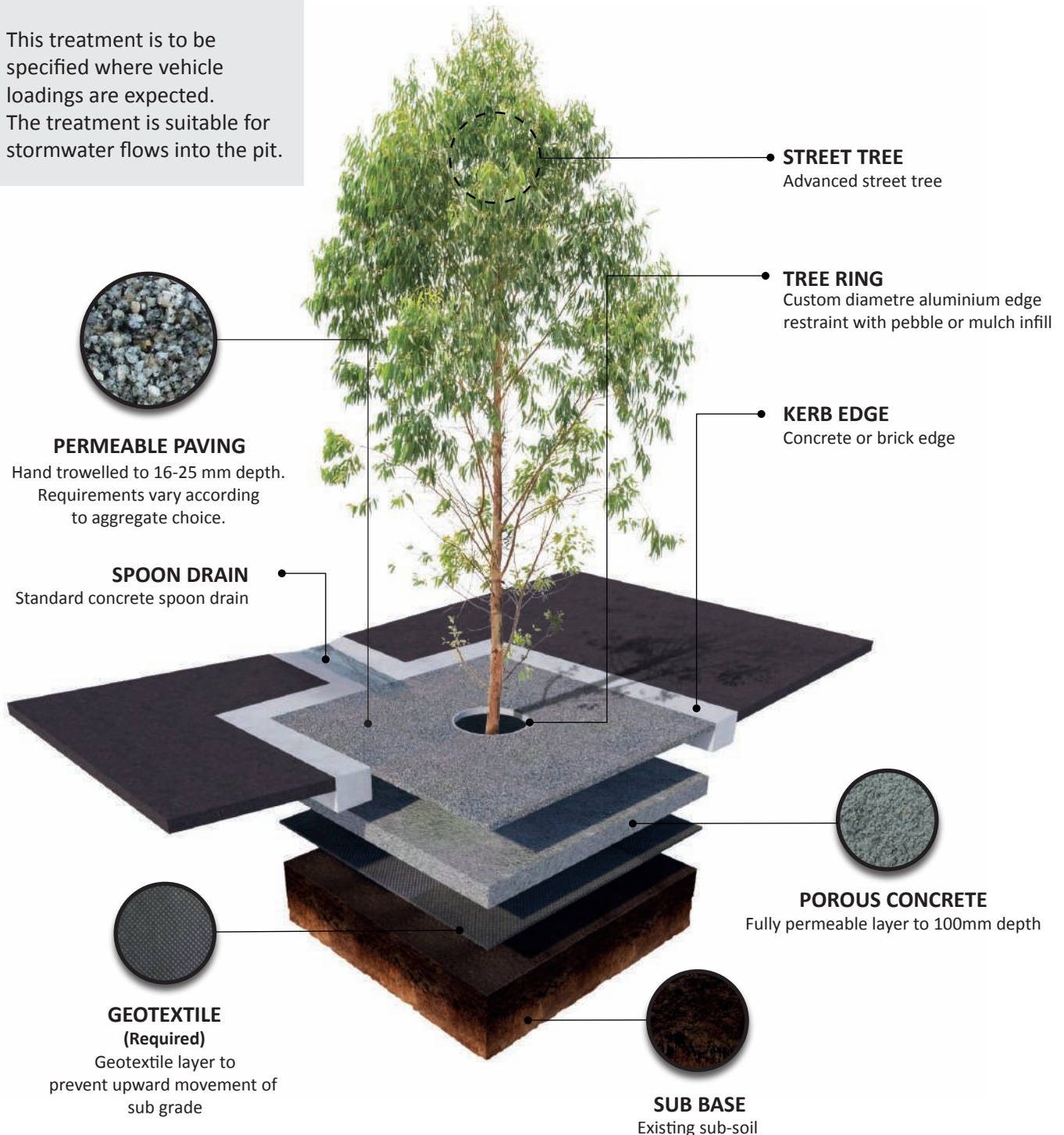
New Dawn Permeable Paving

www.newdawnpermeablepaving.com.au - (03) 9543 3013

CARPARK/ROAD RESERVE TREATMENT SPECIFICATION

Treatment Application

- This treatment is to be specified where vehicle loadings are expected.
- The treatment is suitable for stormwater flows into the pit.



PEBBLE PAVE

Authorised Pebble Pave Installer

New Dawn Landscapes Pty Ltd trading as New Dawn Permeable Paving
ABN: 57 170 837 483
PO Box 5033, Clayton, VIC 3168
(03) 9543 3013 - - - info@newdawnpaving.com.au
www.newdawnpermeablepaving.com.au



REGISTERED
Building Practitioner

DB-L 44455 - Structural Landscaping

New Dawn Permeable Paving

www.newdawnpermeablepaving.com.au - (03) 9543 3013

DRIVEWAY RESURFACING TREATMENT SPECIFICATION

Treatment Application

This treatment is suitable for resurfacing of any outdoor hard surface, including:

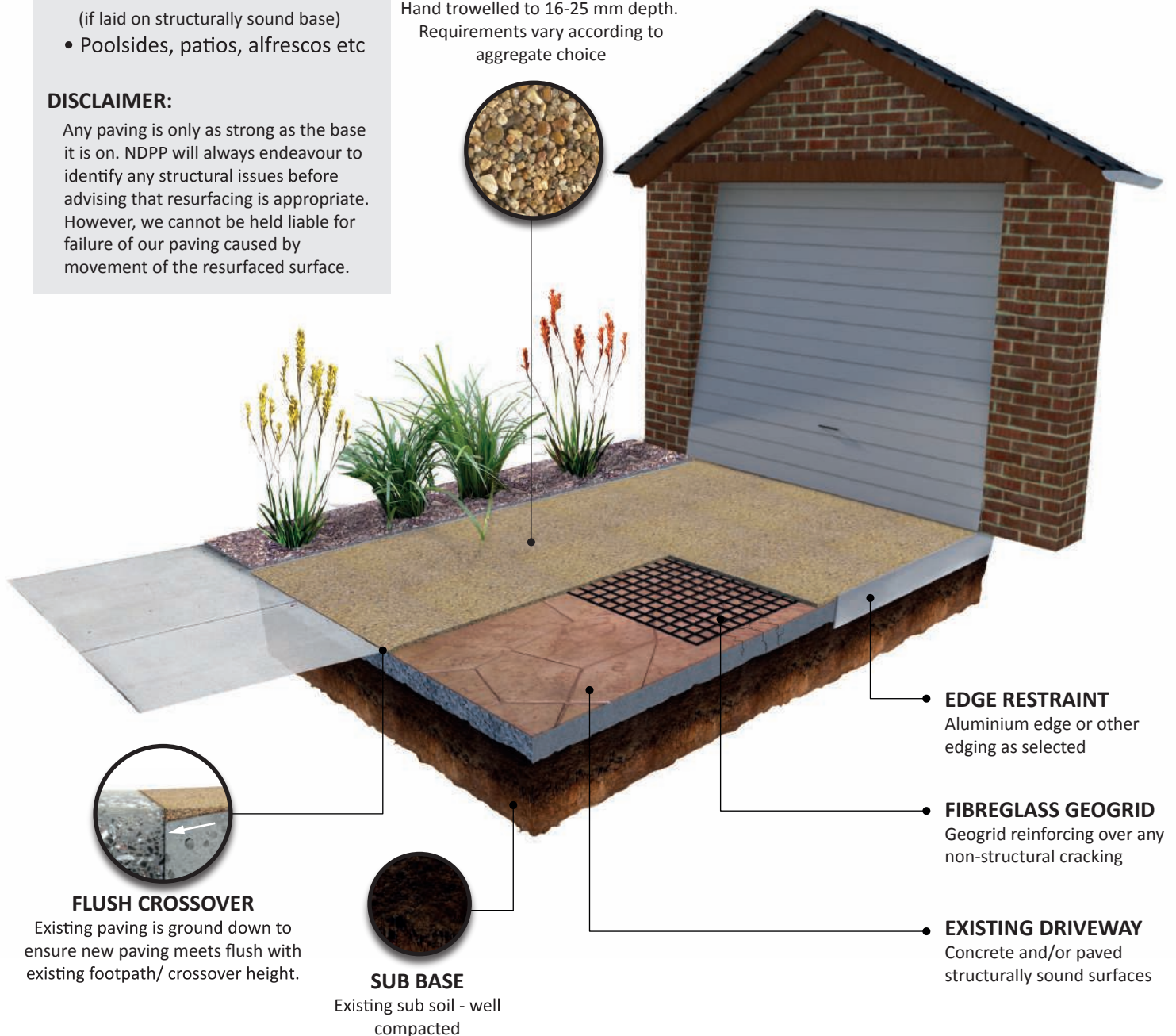
- Stamped/painted concrete,
- Plain concrete,
- Pavers and tiles
(if laid on structurally sound base)
- Poolsides, patios, alfrescos etc

DISCLAIMER:

Any paving is only as strong as the base it is on. NDPP will always endeavour to identify any structural issues before advising that resurfacing is appropriate. However, we cannot be held liable for failure of our paving caused by movement of the resurfaced surface.

PERMEABLE PAVING

Hand trowelled to 16-25 mm depth.
Requirements vary according to aggregate choice



Authorised Pebble Pave Installer

New Dawn Landscapes Pty Ltd trading as New Dawn Permeable Paving
ABN: 57 170 837 483
PO Box 5033, Clayton, VIC 3168
(03) 9543 3013 - - - info@newdawnpaving.com.au
www.newdawnpermeablepaving.com.au



REGISTERED
Building Practitioner

DB-L 44455 - Structural Landscaping